



**25% OFF ALL
ELISAs**

WWW.RICERCA.IT

RayBiotech
Empowering your proteomics



PROMOZIONE

Ver. 2024/01

CODICE

ELISA-35

VALIDITA'

01/03/2024 – 31/05/2024

-25% sui kit ELISA RayBiotech

Stai cercando kit ELISA convenienti e affidabili per la tua ricerca? Goditi uno sconto del 25% su tutte le categorie di kit ELISA di RayBiotech:

- Sandwich ELISA
- Indirect ELISA
- Phosphorylation ELISA
- IQELISA
- Competitive ELISA (EIA)
- Cell-Based ELISA
- Transcription Factor Activity Assay
- Binding Assays

RayBiotech presenta una vasta selezione di oltre 6000 kit ELISA, per 16 diverse specie, tutti prodotti negli USA e supportati dalla garanzia di qualità!

Utilizza il codice sconto ELISA35: è valido per l'acquisto dei formati 1 plate.

FIND YOUR ELISA:

<https://ricerca.prodottigianni.com/life-science-search1.php>

CONDIZIONI PROMOZIONALI

- Ricevi uno sconto del 25% acquistando gli ELISA RayBiotech in formato 1 plate.
- La promozione si applica su ordini pervenuti nel periodo di validità che riportino il codice promozionale.
- Valida su tutto il territorio nazionale, non per rivendita. Non cumulabile con altre promozioni in corso.
- Prodotti Gianni si riserva il diritto di sospendere o modificare la promozione.

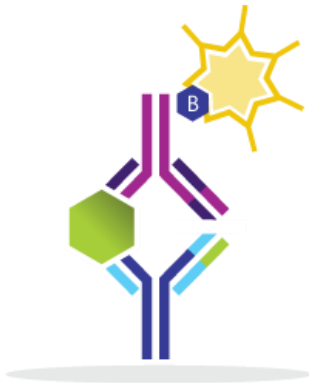
Per informazioni: Tel: +39 02 5097 220 - Email: ricerca.assistenza@prodottigianni.com

Why RayBiotech ELISA Kits?

- RayBiotech is manufacture, not resell, ELISA kits, in the USA.
- ISO certified and validated for exceptional reproducibility.
- Backed by our 90-day 100% satisfaction guarantee.
- Discounts and incentives available for publications citing RayBiotech products, and for product reviews.

Types of ELISA Kits

Sandwich ELISA



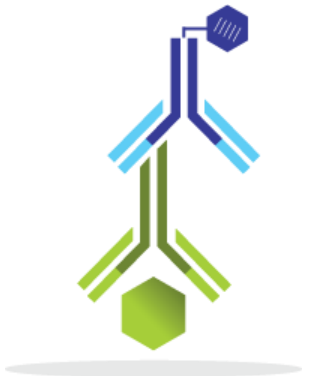
Quantitative Protein Detection

Sandwich ELISA kits utilize matched antibody pairs for a "sandwich-based" quantitative detection of cytokines, growth factors, receptors and other proteins. RayBiotech manufactures over 3,700 sandwich ELISA kits covering 17 different species. The 96-well plates come pre-coated with the specific capture antibodies for excellent reproducibility. Compatible sample types include plasma, serum, cell culture media, lysates, clarified body fluids

Features

- Pre-coated 96 well plate
- High specificity & sensitivity
- Thousands of choices
- Many compatible sample types
- Easy to use
- Reproducible and reliable

Indirect ELISA



Detection of Antibody Response to Pathogens

An indirect Enzyme-Linked Immunosorbent Assay (ELISA) is a common biochemical technique that is most suitable for determining total antibody concentrations in a sample. This method is commonly utilized to diagnose infection and to quantify antibodies against the invading antigen.

Features

- High sensitivity assays for COVID-19 proteins
- Validated with positive patients confirmed with PCR
- Results within 3 hours
- Compatible with serum, plasma, and dried blood samples

Phosphorylation ELISA

Semi-Quantitative, Sandwich-based Detection of Phosphorylated Proteins in Lysates

Phosphorylation ELISA kits are sandwich-based ELISAs specifically made for measuring phosphorylated proteins, such as MAPK, AKT, EGFR, STAT, mTOR, and other signaling molecules. This allows the researcher to screen numerous different cell lysates without performing Western Blot analyses. For normalization purposes, these kits can also measure phosphorylated protein and pan protein in one experiment. RayBiotech manufactures over 300 phospho-ELISAs for human, mouse, and rat species.

Features

- Verify pathway activation
- Minimal hands-on time, convenient
- Cost effective
- High sensitivity
- Non-radioactive material



IQELISA™ (Immuno-PCR)



Ultrasensitive, Low Sample Consumption, Immuno-Quantitative Detection

IQELISA™ is an immuno-PCR assay that combines the specificity and ease of use of an ELISA with the sensitivity of real-time PCR.

Features

- 10x more sensitive than traditional ELISA
- 1/10th the sample volume of traditional ELISA
- Pre-coated 96 well plate
- Optimized for serum, plasma, urine and cell culture medium
- Reproducible and reliable

Competitive ELISA (EIA)



Quantitative, Competition-based Detection of Soluble Factors

Competitive ELISA kits utilize the principle of competitive enzyme immunoassay (EIA), in which the target protein and a biotin-conjugated peptide bind competitively to a capture antibody. This method is effective for detecting peptide hormones and other molecules for which no antibody pair has been developed.

Features

- Quantitatively measure targets for which no antibody pair exists
- Broad species reactivity
- Optimized for serum, plasma, and cell culture medium
- Reproducible and reliable

Cell-based ELISA



Semi-Quantitative, Direct Detection of Phosphorylated Proteins in Adherent Cell Lines

Cell-Based ELISA kits utilize the direct design principle to measure the relative amount of protein phosphorylation and monitor the effect of various treatments, inhibitors, or activators in cultured cell lines.

Features

- Two 96 well tissue culture plates (12x8 well) for 192 Assay
- Eliminate steps in preparing cell lysate and performing Western Blot
- Work reliably with wide range of cell lines
- High sensitivity and simple procedure
- Non-radioactive materials

Transcription Factor Activity Assays



Semi-Quantitative, Direct (Transcription Factor-DNA Complex) Detection of Transcription Factor Activation

Transcription Factor-Enzyme Linked Immunosorbent Assays are non-radioactive assays to semi-quantitatively measure active transcription factors in nuclear extracts and cell lysates. They offer an easy, speedy, sensitive and high-throughput method to detect the activation of transcription factors.

Features

- Perfect alternative to EMSA
- Specific transcription factor-DNA binding assay
- Easy to perform in an ELISA format
- Non-radioactive materials
- Compatible with nuclear extracts, whole cell lysates

Binding Assays



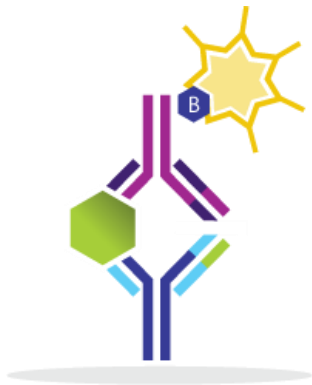
Semi-Quantitative, Competition-Based Inhibitor Screening

RayBiotech offers binding assays for studying receptor-ligand or drug-target interactions. Using an ELISA-like format, the protein or small molecule of interest is coated on a 96-well microplate and potential inhibitors are then added in the presence of the interacting molecule. This assay enables rapid, high throughput, in-vitro screening of potential inhibitors.

Features

- Simple to use
- Affordable screening option
- High throughput
- Rapid: Get results in 5 hours!
- Compatible with various sample types
- Handled safely at biosafety level 1 (BSL1) (BSL requirements may change based on the sample type being tested.)

SpeedELISA



Quantitative Protein Detection in Just Three Hours

Utilize the sandwich-based principle of detection, with a compressed work flow that allows quantitative measurement of protein concentration in only three hours.

Features

- Compressed workflow with only one wash step and three incubation steps
- Only 3 hours total processing time
- Strip plate format minimizes waste
- Complete kit includes all necessary reagents
- Highly sensitive and specific
- Reproducible and reliable
- Optimized for serum, plasma, urine and cell culture medium
- Excellent for follow up/confirmation of antibody array data

COVID-19 ELISA



Antibody screening has important public health uses in determining immunity to and prevalence of COVID-19, as well as identifying who has been infected and evaluating potential blood based therapeutics. Detect IgG, IgM, and IgA antibodies to COVID-19 N and S1 RBD proteins in serum, plasma, and dried blood samples using the COVID-19 Indirect ELISA kits. Additionally, use the sandwich ELISAs for detecting N- and S-Proteins.

[Browse](#)